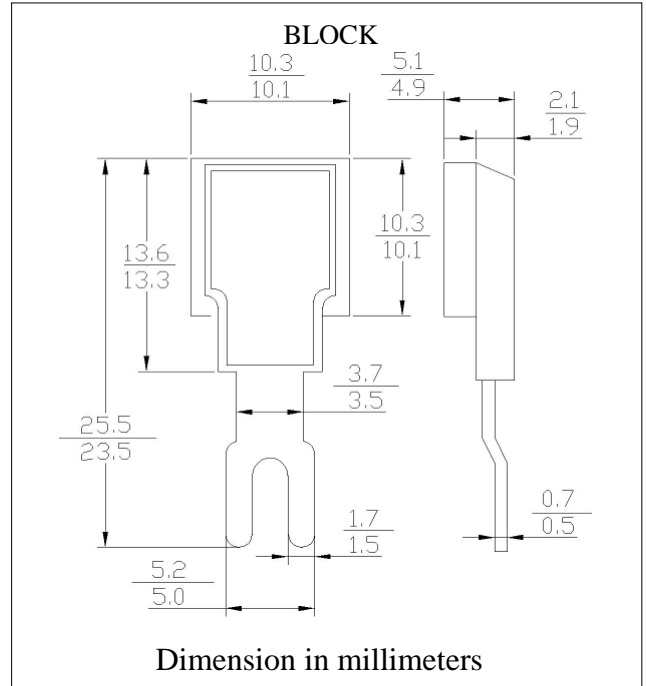




**特性: FEATURES**

- ◆大电流承受能力.High current capability
- ◆低成本.Low cost
- ◆扩散烧结. Diffused junction
- ◆正向压降低.Low forward voltage drop
- ◆低漏电. Low leakage current
- ◆高浪涌承受能力.High surge current capability
- ◆35A 工作在表面温度是125℃,无热损耗的情况下.  
35Ampere Operation At TL=125℃ With No Thermal Runaway

**机械性能: MECHANICAL DATA**



极限值和电参数

TA= 25℃除非另有规定. 单相,正半弦波,60HZ,阻抗或电感负载.为电容装载,减少电流的 20%

**MAXIMUM RATINGS AND ELECTRICAL CHARACTERISTICS**

Rating at 25℃ Ambient temp. Unless otherwise specified.Single phase, half sine wave, 60HZ,resistive or inductive load.

型号 TYPE	符号	ZQ3500	ZQ3501	ZQ3502	ZQ3504	ZQ3506	ZQ3508	ZQ3510	单位
最大峰值反向电压 Maximum Current Peak Reverse Voltage	V <sub>RRM</sub>	50	100	200	400	600	800	1000	V
最大反向有效值电压 Working Peak Reverse Voltage	V <sub>RMS</sub>	35	70	140	280	420	560	700	V
最大直流截止电压 Maximum DC Blocking Voltage	V <sub>DC</sub>	50	100	200	400	600	800	1000	V
最大正向平均整流电流Ta=100℃, Maximum Average Forward Rectified Current	I <sub>F(AV)</sub>	35							A
峰值正向浪涌电流 Peak Forward Surge Current 8.3ms Single Sine-wave on Rated Load (JEDEC Method)	I <sub>FSM</sub>	350							A
最大瞬间正向压降@100A Maximum Instantaneous Forward Voltage Drop at 100A DC	V <sub>F</sub>	1.05							V
最大反向直流电流 Maximum DC Reverse Current Ta = 25℃ at Rated DCBlocking Voltage Ta = 150℃	I <sub>R</sub>	1.0 200							μ A
典型热阻抗 Typical thermal resistance	R <sub>θJA</sub>	1.0							℃/W
工作及储存温度范围 Operating AND Storage Temperature Range	T <sub>J</sub> ,T <sub>STG</sub>	-55~+150							℃

注 释 : NOTE 在 1MHz 下测量, 施加 4.0V d.c 的反向电压. Measured at 1 MHz and Applied Reverse Voltage of 4.0 Volts D.C.



FIG. 1 –最大正向平均电流降额

FIG. 1 –MAXIMUM AVERAGE FORWARD CURRENT DERATING

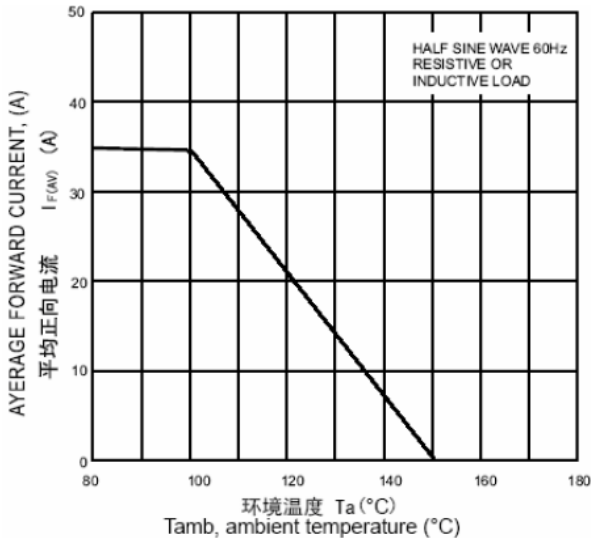


FIG. 2 –最大非重复正向浪涌电流

FIG. 2 –MAXIMUM NON-REPETITIVE FORWARD SURGE CURRENT

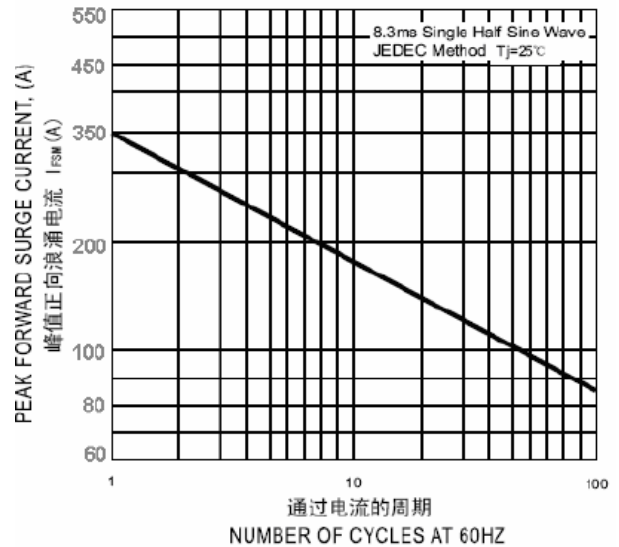


FIG. 3 –反向特性曲线(典型)

FIG. 3 – TYPICAL REVERSE CHARACTERISTICS.

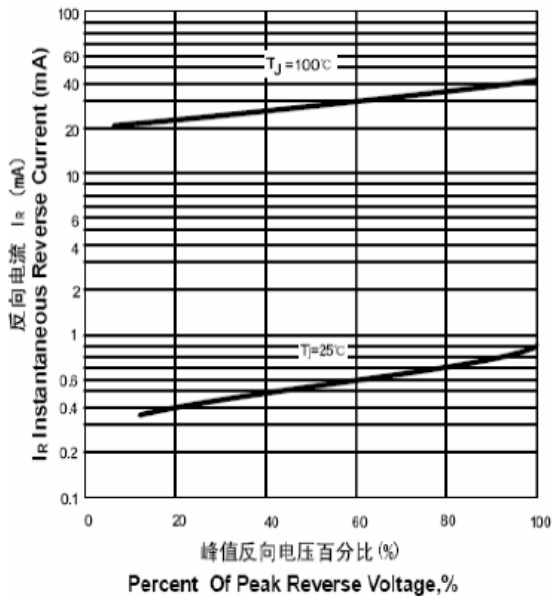


FIG. 4 –正向特性曲线(典型)

FIG. 4 – TYPICAL FORWARD CHARACTERISTICS

